

Note: See also "Recommended PCB Drawing to fit ECB15A2 Enclosure"


Divots For Case Mounting (2 PLCS)
Drill Out $\varnothing 1/8"$
Use #4 Flat Head

Base

Cover

Same Dimensions On Top and Bottom


#4-40 Pan-Head, 5/8"
For Case Enclosure
(Qty:2)



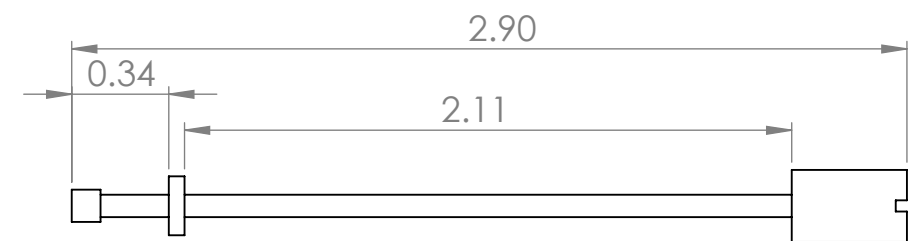
3.5MM OD x 5.5MM
Snap Rivet
For PCB Mounting
(Qty: 2)



0.1" Zip Tie, 4"
For Wire Strain Relief
(Qty:1)



#4-40 Thumbscrew, 2.90"
(Qty:2)

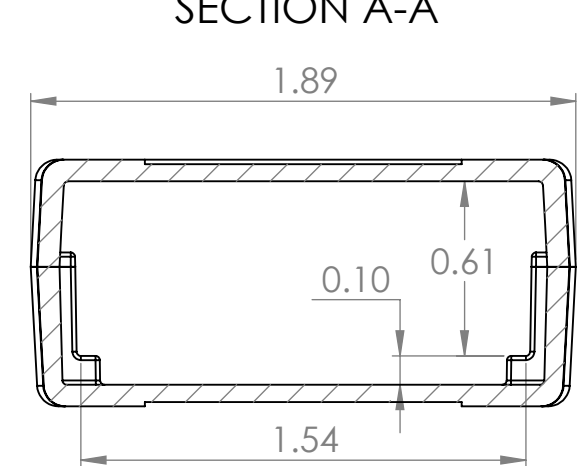
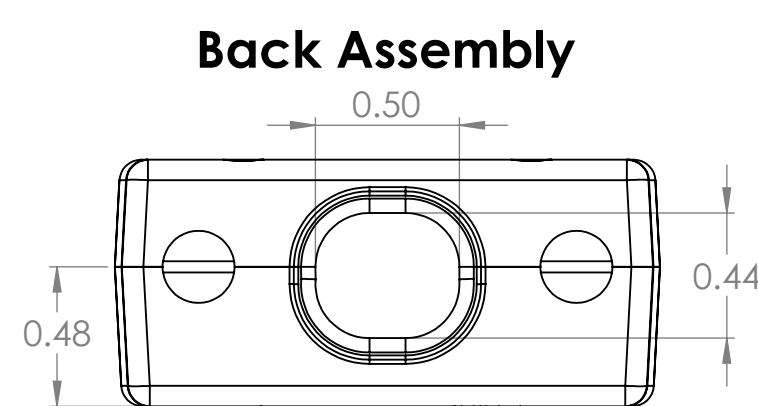
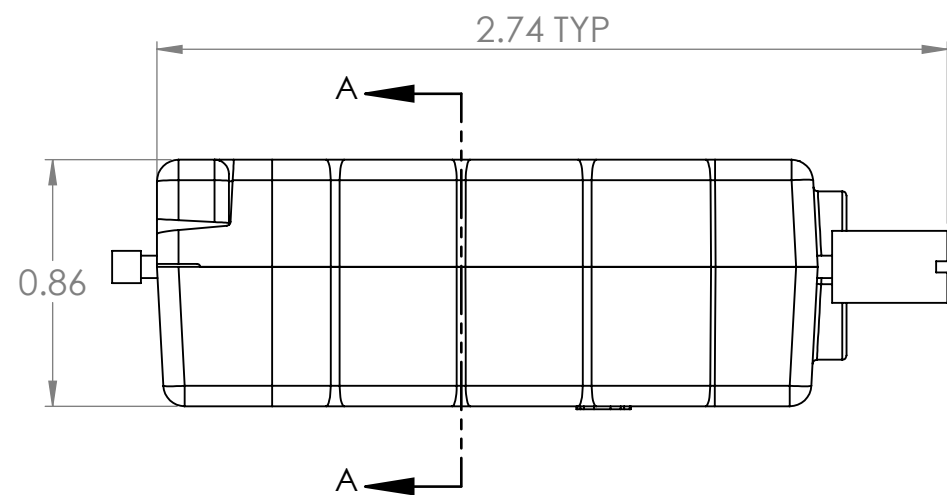
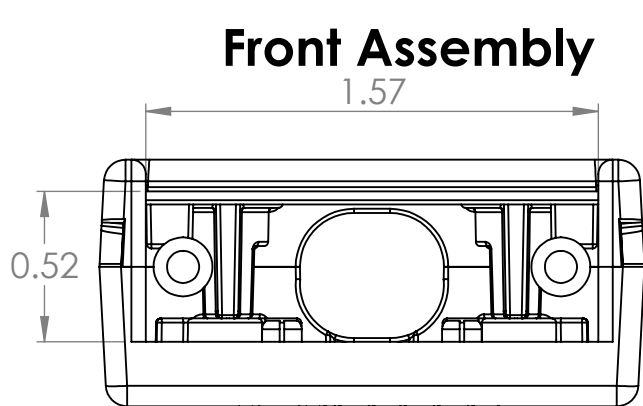


#4-40 Threaded
Insert Molded in
(2 PLCS)

Front Assembly

Back Assembly

SECTION A-A



DIM: INCH	DATE: 09/05/2024	RoHS COMPLIANT: Yes
WINFORD		
WINFORD ENGINEERING, LLC 4561 GARFIELD ROAD AUBURN, MI 48611		
www.winford.com	989-671-9721	

DESCRIPTION: DB15 PCB Enclosure Kit	
PART NUMBER (S) ECB15A2-T	PART REVISION A